
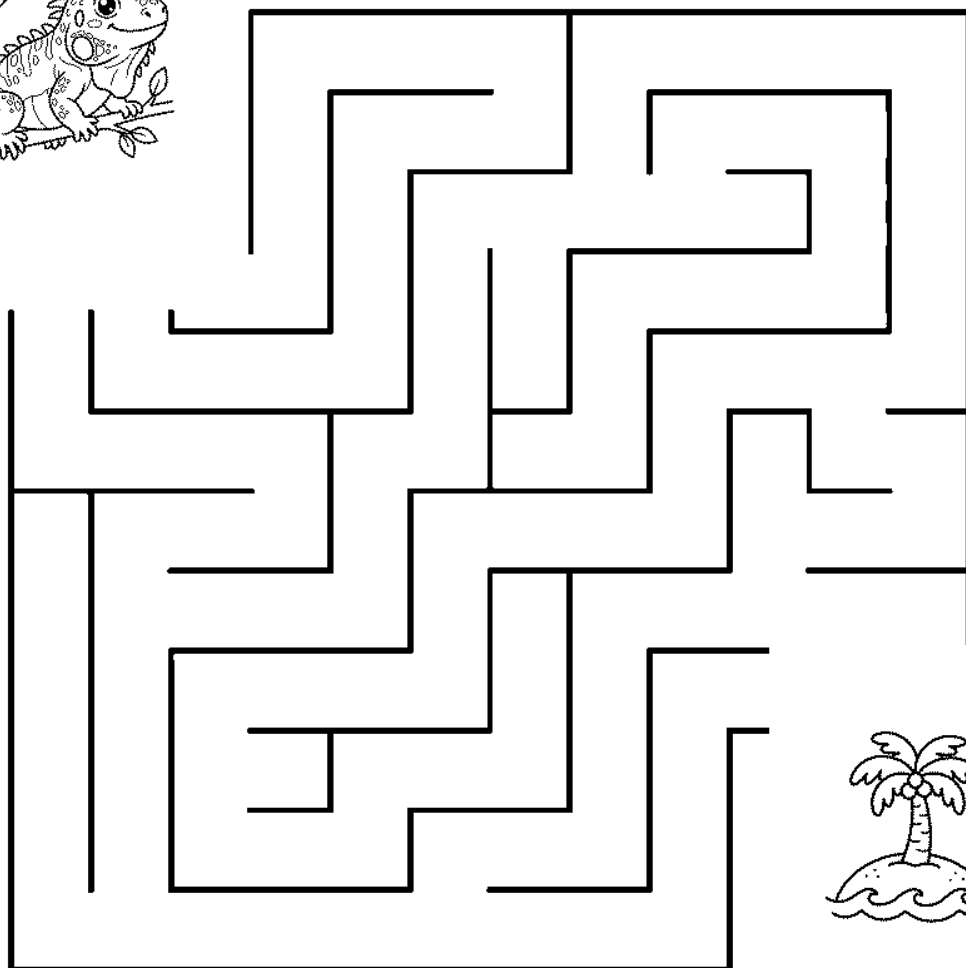



Nome: \_\_\_\_\_

Data: \_\_\_/\_\_\_/\_\_\_

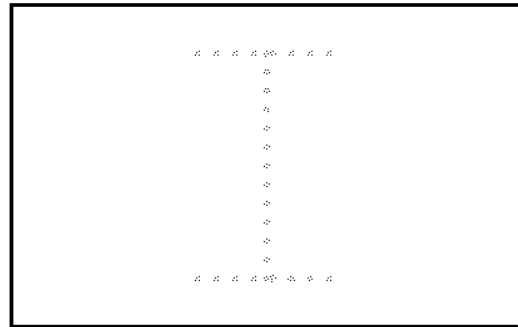
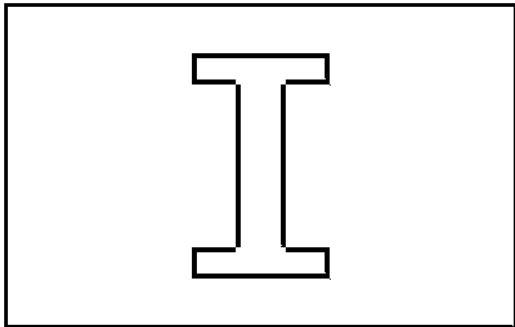
Ajude a iguaninha a encontrar o caminho para chegar até a sua ilha!



Nome: \_\_\_\_\_

Data: \_\_\_/\_\_\_/\_\_\_

1. Pinte a primeira Letra I e cubra o tracejado da segunda.
2. Ligue cada imagem à palavra correspondente!



Ligue a imagem à palavra.

ÍNDIO



IOIÔ



ILHA



IGLU



IGUANA

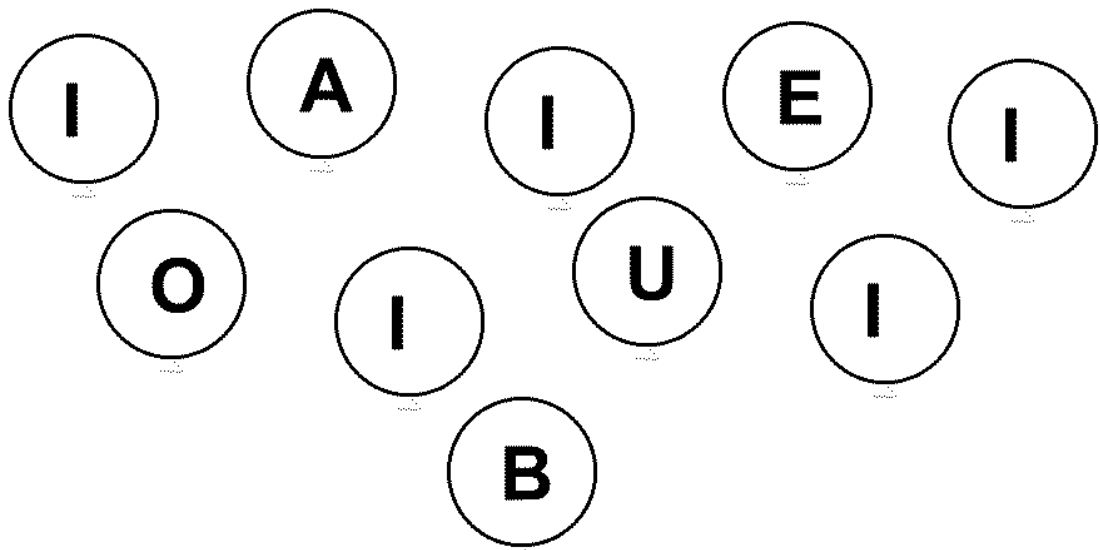


Nome: \_\_\_\_\_

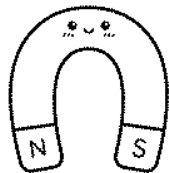
Data: \_\_\_/\_\_\_/\_\_\_

1. Pinte os balões com a Letra I.

2. Pinte apenas os desenhos que começam com a Letra I.




ÍNDIO



ÍMÃ



ILHA





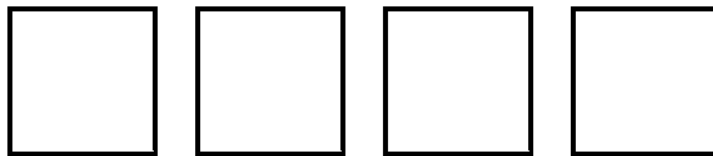
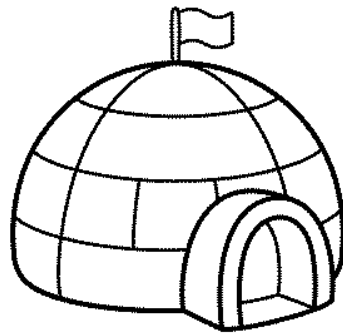


BANANA

Nome: \_\_\_\_\_

Data: \_\_\_/\_\_\_/\_\_\_

Recorte as letras no rodapé e cole nos quadradinhos para formar a palavra IGLU!



Nome: \_\_\_\_\_

Data: \_\_\_/\_\_\_/\_\_\_

1. Pinte apenas o desenho que começa com a Letra I.
2. Agora, desenhe-o no quadro ao lado!

## ★ VOGAL I ★



IOIÔ



BANANA



OVO

FAÇA SEU DESENHO AQUI